

Developing Structures For An International Art Gallery on the Moon.

Alexander Zaklynsky. (affiliation MFA, KABK. Pulchri. azaklynsky@gmail.com - <http://AZ4D.com>),

Anna Sitnikova. (affiliation BFA, KABK. annasitnikova@gmail.com),

Bernard Foing. (affiliation ESA Estec, ILEWIG, VU Amsterdam, Artscience The Hague. bernard.Foing@esa.int)

Link to visual abstract / informational poster in development: <http://zaklynsky.com/MoonGalleryPosterSmall.png>

Introduction - A short History of Art on the Moon:

The Moon Museum is a small ceramic wafer three-quarters of an inch by half an inch in size, containing artworks by six prominent artists from the late 1960s. The artists with works in the "museum" are Robert Rauschenberg, David Novros, John Chamberlain, Claes Oldenburg, Forrest Myers and Andy Warhol.

- https://en.wikipedia.org/wiki/Moon_Museum

Fallen Astronaut: 8.5 cm aluminium sculpture by Paul Van Hoeydonck. https://en.wikipedia.org/wiki/Fallen_Astronaut

A Gallery on the Moon project: Concept:

- An international collaborative art work and Moon village promotion structure.
- A crowd sourced online gallery of images created by an international group of participants.
- A 10 by 10 cm patch of Lunar Rover exterior paneling is one intended venue for this Gallery.
- A robust online presence, promotion structure and dissemination of information/teaching materials related to the program along with the potential of realising an art work on the moon.

Format:

A 10 x 10 cm square can be split into 100 cells of 1 cm x 1 cm. It can be split into even more equal sizes down to the pixel. A hi definition 10 x 10 cm printed image could have 1000 x 1000 pixels. That is 1 million pixels. The current initiative is to define and develop the aesthetic approach to this structure.

Digital Format:

Through an online interactive web platform individuals could input their designs into the grid. Over a set time period and with multiple submissions from the public a variation of designs could be collected into an archive representing a broad spectrum of aesthetic approaches to a set of guidelines

Project outline/structure:

- 1] Research , concept development, collection of informative materials.
- 2] Design & Implementation of website & international call for artistic proposals/submissions.
- 3] Selection Process of submitted works and management of aesthetic organism online.
- 4] Potential implementation of gallery on the moon via ESA lunar rover or other craft destined for the moon.

Project Abstract:

The Moon Gallery is a proposal for defining and promoting the evolution of an aesthetic organism. The three main components of this project are research , collaboration and archive. The Research component is directed toward the development of context , informative materials and structure for the promotion of a **call for artistic submissions**. The Collaboration component is the implementation of the online creative tool and website designed for collecting submissions and showing a realtime evolution of the 'aesthetic organism'. The Archive component is both the dissemination of an online resource of images and artist proposals along with a possibly random selection of proposals fabricated into an actual material installation on the moon surface in the 10 x 10 cm grid format.

What is an 'aesthetic organism'. A petri dish is good for growing bacteria cultures while a website is good at growing visual cultures. The 10 cm x 10 cm grid structure along with an online signup and submit image structure could develop a large amount of submissions over time with good promotion. Each section of the grid relates to both the biological concept of cells and the understanding of perspective. As the grid is filled with more and more input / imagery, the more it evolves. Over time an expanding stack of grids will create a 3d space of aesthetic intentions. What can we find out by such a construction of content. What is there to gain from studying the outcomes of such a visual social experiment? At the very least the intention of this endeavour is to raise awareness and interest in space and the moon village project along with attempting to develop a program which can have the potential to inspire new explorers of the imagination, perspective and space through a collaborative, interactive and evolving web project.

Additional Information:

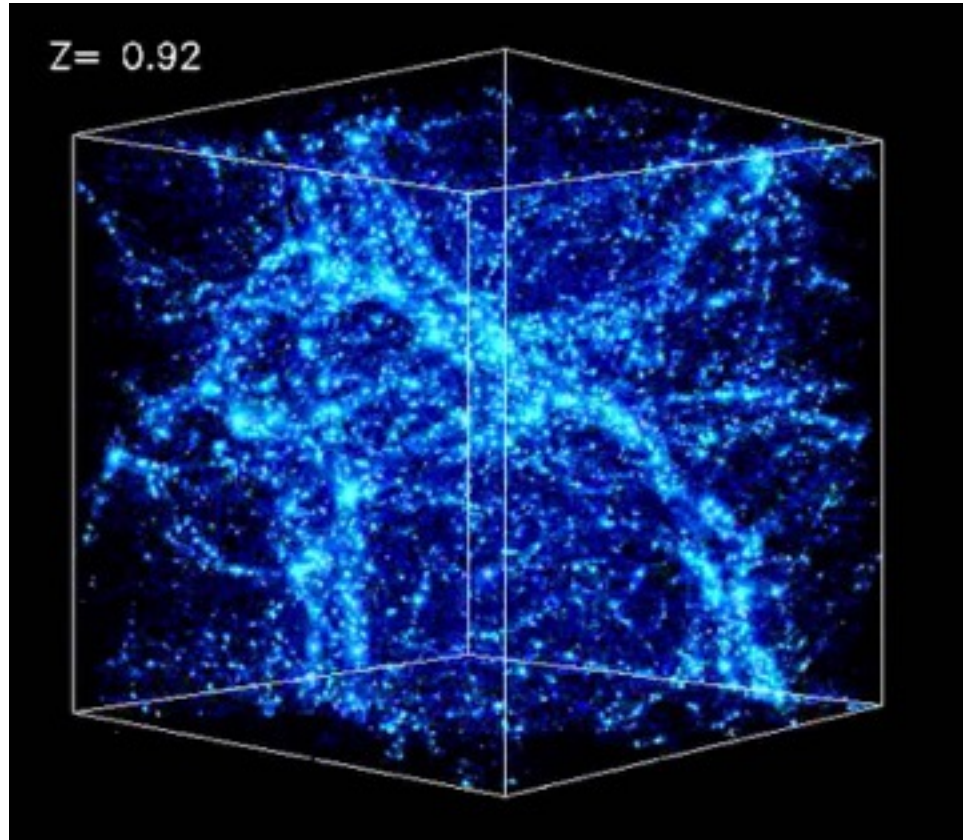


This Initiative of implementing a strategy for an International Art Gallery on the Moon is in a preliminary phase of sketching out ideas and methods while building a resource of information and developing a platform on the web for an international call to participate. Connected to the research and conceptual development of this initiative I am producing a series of large scale 2 x 2 m paintings which utilise a custom built drawing machine. These paintings will show a study of the grid format mentioned previously in various abstractions. An Exhibition of this work along with a presentation on the initiatives development will be presented at Pulchri Studio in Den Haag on the 19th of May and run until June 20th, 2018. <http://pulchri.nl/>

Other inspirations / conceptual-structural guides:

The Magic Square - https://en.wikipedia.org/wiki/Magic_square
Map of the moon: - <https://moontrek.jpl.nasa.gov/>
Interactive Web Art Models: Generative & Crowdsourcing. <http://www.thesheepmarket.com/> - <http://swarmsketch.com/>
Galileo experiment on the Moon: The Hammer Feather Drop. https://www.youtube.com/watch?v=-4_rceVPVSY

References:

- [1] The "Moon Village" Concept and Initiative. <https://www.hou.usra.edu/meetings/leag2016/pdf/5084.pdf>
- [2] Space is the Place – MoonVillage ArtScience Residency. <http://meetingorganizer.copernicus.org/EPSC2017/EPSC2017-982.pdf>
- [3] Launch Your Design With Cheops - Art&Science@ESA. <http://blogs.esa.int/artscience/2017/11/02/launch-your-design-with-cheops/>



The above images and art work show an evolution in concepts of perspective and space. The invention of techniques to aid in the accurate reproduction of our landscape and environment led to philosophical advancements in concepts of our aesthetic and spiritual nature on one hand while on the other it led to the ability of our species to infer a map of the observable universe we exist in. Our perspective has taken us from the terrestrial to the celestial while solidifying the understanding of our place in between. The images aim to illustrate the evolution of our human perspective and our capacity for the exploration of the space within and around us.

[1]Brunelleschi's mirror. Filippo Brunelleschi was one of the founding fathers of the Renaissance and is generally known for developing this technique for linear perspective in art. https://en.wikipedia.org/wiki/Filippo_Brunelleschi

[2]Wassily Kandinsky (Russian, 1866-1944). Thirty (Trente), 1937. Oil on canvas. 31 7/8 x 39 5/16 in. (81 x 100 cm). Musée national d'art moderne, Centre Pompidou, Paris. <https://www.thoughtco.com/kandinsky-profile-4122945>

[3]Ellsworth Kelly, 1951. Spectrum Colors Arranged by Chance II, Collage on paper. https://en.wikipedia.org/wiki/Ellsworth_Kelly

[4]Sloan Digital Sky Survey map of the known universe. At this scale, no stars are visible. Individual galaxies like the Milky Way are also invisible. Only clusters of galaxies, super clusters and filaments containing millions of galaxies can be seen. <http://www.sdss.org/>